

2007 GENERAL INFORMATION

Maintenance and General Information - Special Tools - Cooper

00 MAINTENANCE AND GENERAL INFORMATION

00 0 010 SPECIAL TOOL BOARD I

Order number: 00 0 010

Special tool board I

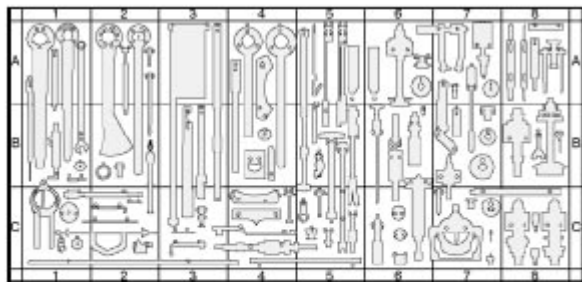
00 0 011 SPECIAL TOOL BOARD I INCL. MOUNTING FIXTURE, WITHOUT FILM SHEETING

Note: Replaced by 00 0 224

Transmission: GS6-53BZ

Order number: 00 0 011

Special tool board I incl. mounting fixture, without film sheeting



W000 010

Fig. 1: Special Tool Board I Incl. Mounting Fixture, Without Film Sheeting (00 0 011)
Courtesy of BMW OF NORTH AMERICA, INC.

00 0 020 SPECIAL TOOL BOARD II COMPLETE

In conjunction with: 00 0 230 This board can be used in a min. 4 m long moving special tool cabinet.

Note: Size 2 m x 1 m

Series: All models

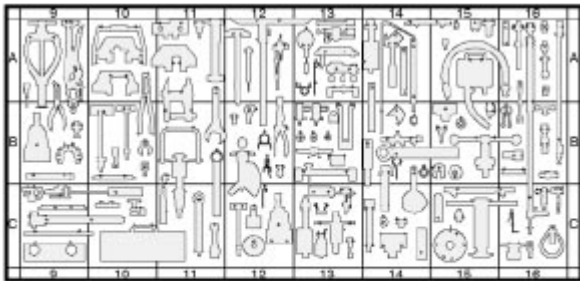
Storage location: Tool cabinet

2006 MINI Cooper S

2007 GENERAL INFORMATION Maintenance and General Information - Special Tools - Cooper

Order number: 00 0 020

Special tool board II complete



W00 0 020

Fig. 2: Special Tool Board II Complete (00 0 020)
Courtesy of BMW OF NORTH AMERICA, INC.

00 0 030 SPECIAL TOOL BOARD III COMPLETE

In conjunction with: 00 0 230 This board can be used in a min. 4 m long moving special tool cabinet.

Note: Size 2 m x 1 m

Series: All models

Storage location: Tool cabinet

Order number: 00 0 030

Special tool board III complete



W00 0 030

Fig. 3: Special Tool Board III Complete (00 0 030)
Courtesy of BMW OF NORTH AMERICA, INC.

00 0 040 SPECIAL TOOL BOARD IV COMPLETE

In conjunction with: 00 0 230 This board can be used in a min. 4 m long moving special tool cabinet.

Note: Size 2 m x 1 m

Series: All models

Storage location: Tool cabinet

Order number: 00 0 040

Special tool board IV complete

Consisting of:

3 = 00 0 043 Hook set for films 10, 11 and 12

4 = 00 0 044 Film 10 (left)

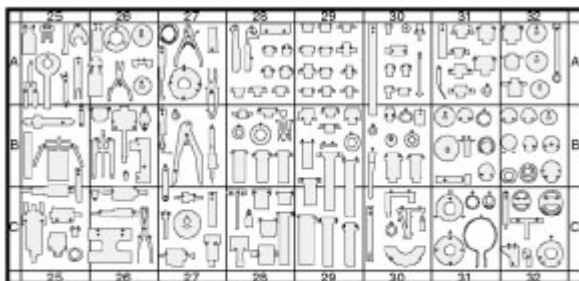
Note: For fields A/B/C 25 ... 27

5 = 00 0 045 Film 11 (center)

Note: For fields A/B/C 27/28 and 29/30

6 = 00 0 046 Film 12 (right)

Note: For fields A/B/C 30 ... 32



W00 0 040

Fig. 4: Special Tool Board IV Complete (00 0 040)
Courtesy of BMW OF NORTH AMERICA, INC.

00 0 050 CAPTION BOARD: "SPECIAL TOOLS"

2006 MINI Cooper S

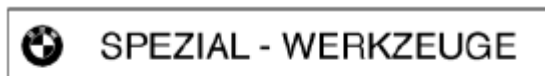
2007 GENERAL INFORMATION Maintenance and General Information - Special Tools - Cooper

Note: With film sheet in the desired language - size 2000 mm x 215 mm

Storage location: Tool cabinet

Order number: 00 0 050

Caption board: "SPECIAL TOOLS"



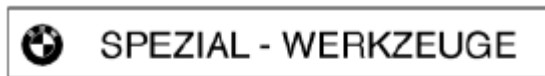
W00 0 050

Fig. 5: Caption Board "Special Tools" (00 0 050)
Courtesy of BMW OF NORTH AMERICA, INC.

00 0 051 FILM SHEET, GERMAN

Order number: 00 0 051

Film sheet, German



W00 0 050

Fig. 6: Caption Board "Special Tools" (00 0 050)
Courtesy of BMW OF NORTH AMERICA, INC.

00 0 052 FILM SHEET, ENGLISH

Order number: 00 0 052

Film sheet, English



SPEZIAL - WERKZEUGE

W00 0 050

Fig. 7: Caption Board "Special Tools" (00 0 050)
Courtesy of BMW OF NORTH AMERICA, INC.

00 0 053 FILM SHEET, FRENCH

Order number: 00 0 053

Film sheet, French



SPEZIAL - WERKZEUGE

W00 0 050

Fig. 8: Caption Board "Special Tools" (00 0 050)
Courtesy of BMW OF NORTH AMERICA, INC.

00 0 054 FILM SHEET, DUTCH

Order number: 00 0 054

Film sheet, Dutch



SPEZIAL - WERKZEUGE

W00 0 050

Fig. 9: Caption Board "Special Tools" (00 0 050)
Courtesy of BMW OF NORTH AMERICA, INC.

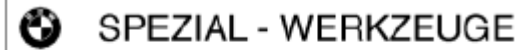
00 0 055 FILM SHEET, ITALIAN

2006 MINI Cooper S

2007 GENERAL INFORMATION Maintenance and General Information - Special Tools - Cooper

Order number: 00 0 055

Film sheet, Italian



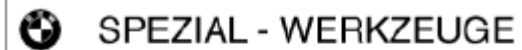
W00 0 050

Fig. 10: Caption Board "Special Tools" (00 0 050)
Courtesy of BMW OF NORTH AMERICA, INC.

00 0 056 FILM SHEET, SPANISH

Order number: 00 0 056

Film sheet, Spanish



W00 0 050

Fig. 11: Caption Board "Special Tools" (00 0 050)
Courtesy of BMW OF NORTH AMERICA, INC.

00 0 059 CAPTION BOARD WITHOUT FILM

Order number: 00 0 059

Caption board without film

00 0 060 SPECIAL TOOL BOARD V COMPLETE

In conjunction with: 00 0 230 This board can be used in a min. 4 m long moving special tool cabinet.

Note: Size 2 m x 1 m

Series: All models

2006 MINI Cooper S

2007 GENERAL INFORMATION Maintenance and General Information - Special Tools - Cooper

Storage location: Tool cabinet

Order number: 00 0 060

Special tool board V complete

Consisting of:

3 = 00 0 063 Hook set for films 13, 14 and 15

4 = 00 0 064 Film 13 (left)

Note: For fields A/B/C 33 ... 35

5 = 00 0 065 Film 14 (center)

Note: For fields A/B/C 35/36 and 37/38

6 = 00 0 066 Film 15 (right)

Note: For fields A/B/C 38 ... 40

7 = 00 0 224 Large special tool board 2 m x 1 m

Note: This special tool board serves as the back panel of basic and mounting frames and is the basis for large fixed and moving special tool boards.

In conjunction with: Hook set and films



W00 0 060

Fig. 12: Special Tool Board V Complete (00 0 060)
Courtesy of BMW OF NORTH AMERICA, INC.

00 0 070 SPECIAL TOOL CABINET, LENGTH 6 M

Note: For accommodating large or small moving special tool boards (not contained in scope of delivery) for the

2006 MINI Cooper S

2007 GENERAL INFORMATION Maintenance and General Information - Special Tools - Cooper

entire current range of special tools. Consisting of: 1x 00 0 220 complete plus 2x 00 0 221 and 2x 00 0 224

Series: All models

Order number: 00 0 070

Special tool cabinet, length 6 m

00 0 080 FOLDING INDEX

Note: Summary of tool positioning/storage locations

Storage location: Tool cabinet

SI number: 1 12 97 (202)

Order number: 00 0 080

Folding index



W00 0 080

Fig. 13: Folding Index (00 0 080)

Courtesy of BMW OF NORTH AMERICA, INC.

00 0 110 CARDBOARD BOX

Minimum set: Measuring and testing equipment

Note: As storage location "Y3" for MINI V-adapter leads (with launch of R56)

SI number: 2 09 06 313

Order number: 00 0 110

Cardboard box

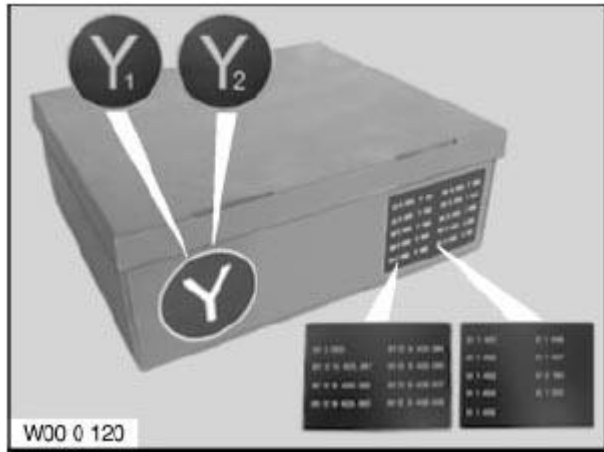


Fig. 14: Cardboard Box (00 0 110)

Courtesy of BMW OF NORTH AMERICA, INC.

00 0 120 CARDBOARD BOX (SET) FOR CABLE CABINET

Note: For storing adapter cables (cable cabinet reconditioning) 2 cardboard boxes are supplied at present: 00 0 121 = storage location Y1 00 0 122 = storage location Y2

SI number: 00 04 04 (104)

Order number: 00 0 120

Cardboard box (set) for cable cabinet

Consisting of:

1 = 00 0 121 Cardboard box Y1

Note: storage location for adapter cables

2 = 00 0 122 Cardboard box Y2

Note: storage location for adapter cables

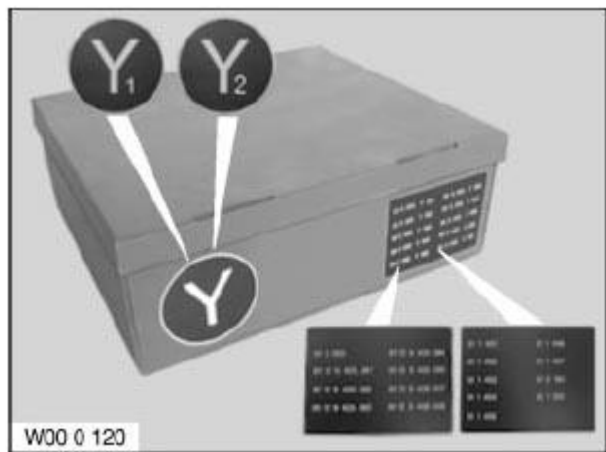


Fig. 15: Cardboard Box (00 0 110)
Courtesy of BMW OF NORTH AMERICA, INC.

00 0 130 SPECIAL TOOL BOARD VI COMPLETE


In conjunction with: 00 0 230 This board can be used in a min. 4 m long moving special tool cabinet.

Note: Storage board for older tools

Series: All models

Order number: 00 0 130

Special tool board VI complete



W00 0 130

Fig. 16: Special Tool Board VI Complete (00 0 130)
Courtesy of BMW OF NORTH AMERICA, INC.

00 0 140 SUPPLEMENTARY HOOK SET

Note: Only for delivery of the supplementary hook set for converting tool boards (old to new).

Order number: 00 0 140

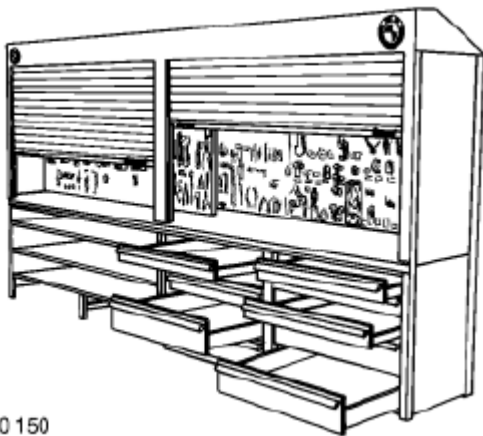
Supplementary hook set

00 0 150 SPECIAL TOOL CABINET

Note: To accommodate 5 special tool boards. Replaced by 1x 00 0 220 complete plus 1x 00 0 221 and 1x 00 0 224

Order number: 00 0 150

Special tool cabinet



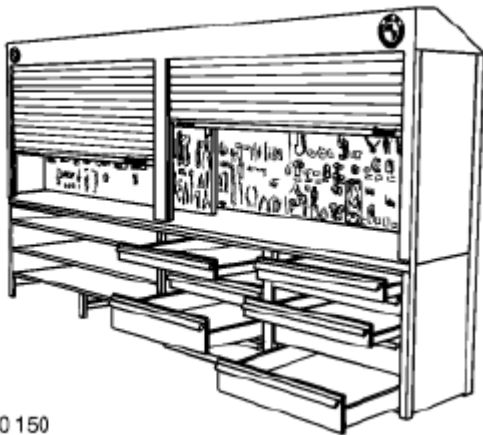
W00 0 150

Fig. 17: Special Tool Cabinet (00 0 150)
Courtesy of BMW OF NORTH AMERICA, INC.

00 0 152 SHELF

Order number: 00 0 152

Shelf



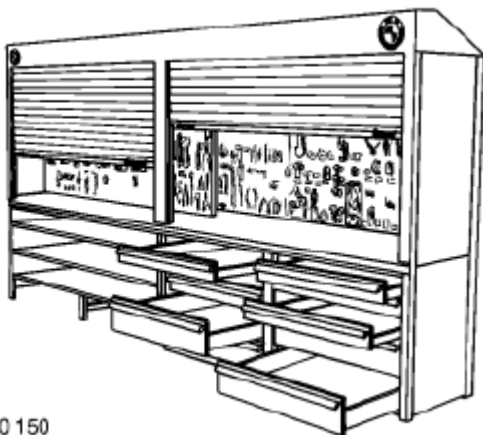
W00 0 150

Fig. 18: Special Tool Cabinet (00 0 150)
Courtesy of BMW OF NORTH AMERICA, INC.

00 0 153 WIDE-GROOVE MAT (2 MATS)

Order number: 00 0 153

Wide-groove mat (2 mats)



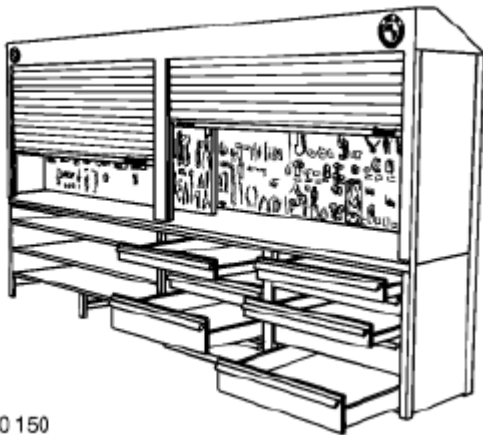
W00 0 150

Fig. 19: Special Tool Cabinet (00 0 150)
Courtesy of BMW OF NORTH AMERICA, INC.

00 0 154 DRAWER UNIT WITH 5 DRAWERS, LOCKABLE

Order number: 00 0 154

Drawer unit with 5 drawers, lockable



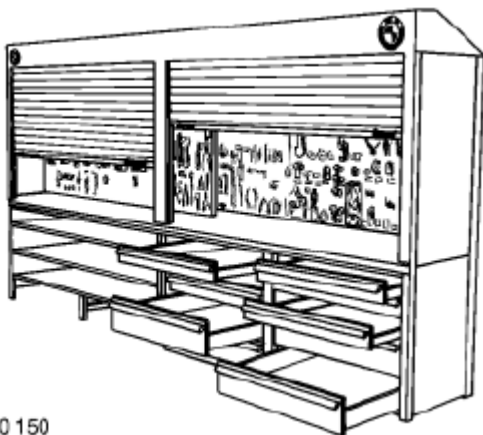
W00 0 150

Fig. 20: Special Tool Cabinet (00 0 150)
Courtesy of BMW OF NORTH AMERICA, INC.

00 0 155 REAR PANEL

Order number: 00 0 155

Rear panel



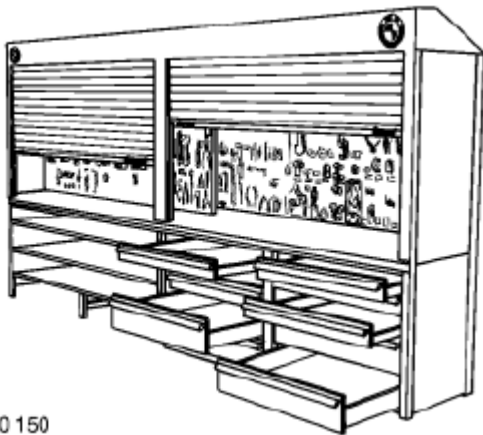
W00 0 150

Fig. 21: Special Tool Cabinet (00 0 150)
Courtesy of BMW OF NORTH AMERICA, INC.

00 0 158 LOCKABLE ROLLER SHUTTER (2)

Order number: 00 0 158

Lockable roller shutter (2)



W00 0 150

Fig. 22: Special Tool Cabinet (00 0 150)
Courtesy of BMW OF NORTH AMERICA, INC.

00 0 170 PARTS CABINET

Note: For storing removed vehicle parts

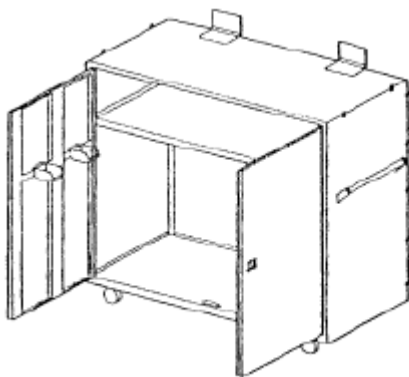
Series: All models

Storage location: Single

SI number: 8 01 94(821)

Order number: 00 0 170

Parts cabinet



W00 0 170

Fig. 23: Parts Cabinet (00 0 170)
Courtesy of BMW OF NORTH AMERICA, INC.

00 0 180 CABLE CABINET II, COMPLETE

2006 MINI Cooper S

2007 GENERAL INFORMATION Maintenance and General Information - Special Tools - Cooper

Note: For extended accommodation of adapter leads as well as measuring and test equipment

SI number: 0 02 99 (399)

Order number: 00 0 180

Cable cabinet II, complete

Consisting of:

1 = 00 0 182 Film set II

Note: For identifying storage locations in cable cabinet II - Currently applicable status

2 = 00 0 183 Cable holder set - H -

Note: For cable cabinet II only 16 guide rails each with 15 straps for holding adapter cables - Currently applicable status

3 = 00 0 184 CD holder

Note: For holding two program CDs with sleeve - Can be fitted in cable cabinets I and II

4 = 00 0 186 Drawer block

Note: For cable cabinet II only

5 = 00 0 187 Holder set for test adapters

Note: For cable cabinet II only

6 = 00 0 188 Strap set (optional)

Note: 20 straps for cable holders - H - For expanding suspended cables in cable cabinets I and II

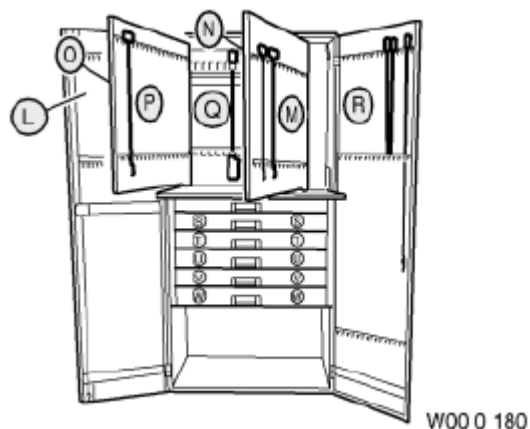


Fig. 24: Cable Cabinet II, Complete (00 0 180)
Courtesy of BMW OF NORTH AMERICA, INC.

00 0 190 CABLE CABINET I, COMPLETE

Note: With set of films and accessories - For storing adapter cables as well as measuring devices and testers

SI number: 0 02 99 (399)

Order number: 00 0 190

Cable cabinet I, complete

Consisting of:

1 = 00 0 191 Cable cabinet

Note: Without contents or accessories Basis for cable cabinets I and II

2 = 00 0 192 Set of films I

Note: For identifying storage locations in cable cabinet I - valid status in each case

3 = 00 0 193 Cable holder set - H -

Note: For cable cabinet I only 24 guide rails each with 15 retaining straps for accommodating adapter leads

4 = 00 0 194 Cable carrier - B -

Note: For accommodating engine test leads For extending cable suspensions in cable cabinets I and II

6 = 00 0 195 Swivel board frame

Note: Carrier of cable suspensions in cable cabinets I and II

2006 MINI Cooper S

2007 GENERAL INFORMATION Maintenance and General Information - Special Tools - Cooper

7 = 00 0 196 Drawer block

Note: For cable cabinet I only

8 = 00 0 197 Magnet with roller

Note: For improved location and spacing of swivel boards - For retrofitting in cable cabinets I and II only

9 = 00 0 198 Compartment floor

Note: For cable cabinet I only

10 = 00 0 199 Index

Note: For finding BMW special tools for automotive electrics in cable cabinets I and II

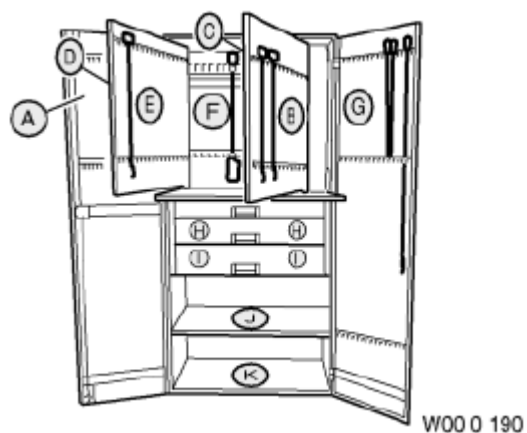


Fig. 25: Cable Cabinet I, Complete (00 0 190)
Courtesy of BMW OF NORTH AMERICA, INC.

00 0 210 CONVERSION KIT

Note: For cable cabinet

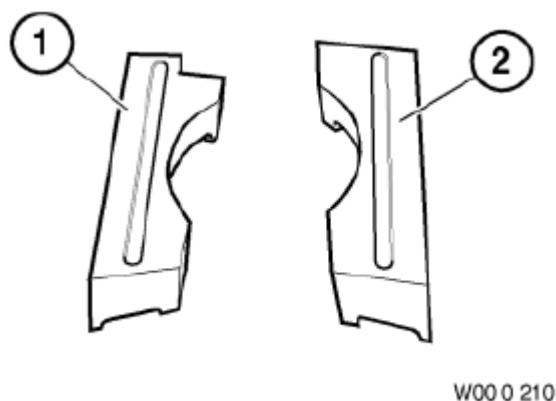
Series: All models

Storage location: Cable cabinet

SI number: 0 02 99 (399)

Order number: 00 0 210

Conversion kit

**Fig. 26: Conversion Kit (00 0 210)**

Courtesy of BMW OF NORTH AMERICA, INC.

00 0 220 SPECIAL TOOL CABINET, LENGTH 2 M

Note: Dimensions: (LxHxD) 2.05 m x 2.10 m x 0.65 m For extended accommodation of special tools.
IMPORTANT! Use Order No. 00 1 000 to erect a complete 6 m long special tool cabinet.

SI number: 0 01 00 (549)

Order number: 00 0 220

Special tool cabinet, length 2 m

Consisting of:

1 = 00 0 221 Frame with roller shutter

Note: Basic frame for erecting a separate 2 m long special tool cabinet. NOTE: If ordered individually as a mounting frame, the complete scope of delivery must already be present under Order No. 00 0 220. Overall length with a mounting frame: 4 m

In conjunction with: 00 0 225 / Not available without roller shutter for stability reasons!

2 = 00 0 222 Side panel, left

Note: Required only once for erecting the basic frame

3 = 00 0 223 Side panel, right

Note: Required only once for erecting the basic frame

4 = 00 0 224 Large special tool board 2 m x 1 m

Note: This special tool board serves as the rear panel of basic and mounting frames and is the basis for large

2006 MINI Cooper S

2007 GENERAL INFORMATION Maintenance and General Information - Special Tools - Cooper

stationary and moving special tool boards.

In conjunction with: Hook set and films

5 = 00 0 225 Roller shutter, lockable

Note: Included in scope of delivery 00 0 221. This order number is for reordering purposes only.

6 = 00 0 226 Side frame

Note: Required only once for setting up the basic frame



Fig. 27: Special Tool Cabinet, Length 2 M (00 0 220)
Courtesy of BMW OF NORTH AMERICA, INC.

00 0 230 LARGE BOARD (2X1 M) WITH SET OF CASTORS

In conjunction with: Special tool boards, complete

Note: For retrofitting to a large special tool board for use in a special tool cabinet with a minimum length of 4 m.

Order number: 00 0 230

Large board (2x1 m) with set of castors

Consisting of:

2 = 00 0 232 Castors, top, for large board

3 = 00 0 233 Castors, bottom, for large board

00 0 240 SMALL MOVING SPECIAL TOOL BOARD WITHOUT FILMS

2006 MINI Cooper S

2007 GENERAL INFORMATION Maintenance and General Information - Special Tools - Cooper

In conjunction with: Film and hook set

Note: For retrofitting a special tool cabinet from 2 m in length.

SI number: 0 01 02 (810)

Order number: 00 0 240

Small moving special tool board without films

Consisting of:


1 = 00 0 241 Small special tool board 0.65 m x 1 m

2 = 00 0 242 Castors, top

Note: For moving a small special tool board

3 = 00 0 243 Castors, bottom

Note: For moving a small special tool board



W00 0 240

Fig. 28: Small Moving Special Tool Board Without Films (00 0 240)
Courtesy of BMW OF NORTH AMERICA, INC.

00 0 250 SHELF

Note: With mounting material.

SI number: 0 01 00 (549)

Order number: 00 0 250

Shelf

2006 MINI Cooper S

2007 GENERAL INFORMATION Maintenance and General Information - Special Tools - Cooper




Fig. 29: Shelf (00 0 250)

Courtesy of BMW OF NORTH AMERICA, INC.

00 0 260 DRAWER BLOCK

Note: With 5 lockable drawers

SI number: 0 01 00 (549)

Order number: 00 0 260

Drawer block



Fig. 30: Drawer Block (00 0 260)

Courtesy of BMW OF NORTH AMERICA, INC.

00 0 270 REAR PANEL (2 PCS.)

Note: For sealing the rear panel (height 2 m x width 1 m) during free erection of a special tool cabinet.

2006 MINI Cooper S

2007 GENERAL INFORMATION Maintenance and General Information - Special Tools - Cooper

SI number: 0 01 00(549)

Order number: 00 0 270

Rear panel (2 pcs.)

00 0 280 FILM SHEET AND HOOK SETS FROM SPECIAL TOOL BOARD VII

In conjunction with: 00 0 224 or appropriate number 00 0 241

Note: For retrofitting onto special tool boards. NOTE: Each film with hook set is always supplied in accordance with the current status of the special tools. Up to three films can be stuck onto a large special tool board.

Order number: 00 0 280

Film sheet and hook sets from special tool board VII

Consisting of:

1 = 00 0 281 Film sheet and hook set

Note: For fields A/B/C - 41 and 42

2 = 00 0 282 Film sheet and hook set

Note: For fields A/B/C - 43 and 44

	41	42		43	44		45	46
A			A			A		
B			B			B		
C			C			C		
	41	42		43	44		45	46

W00 0 280

Fig. 31: Film Sheet And Hook Sets From Special Tool Board VII (00 0 280)
Courtesy of BMW OF NORTH AMERICA, INC.

00 0 333 SUPPLEMENTARY FILM / HOOK SET

Note: For mechanical tools in special tool cabinet - Model series: E39 - engine: M57

Order number: 00 0 333

2006 MINI Cooper S

2007 GENERAL INFORMATION Maintenance and General Information - Special Tools - Cooper

Supplementary film / hook set

00 0 334 SUPPLEMENTARY FILM / HOOK SET

Note: For mechanical tools in special tool cabinet - Engine: S62

Order number: 00 0 334

Supplementary film / hook set

00 0 335 SUPPLEMENTARY FILM / HOOK SET

Note: For mechanical tools in special tool cabinet - Engine: S62 (Part 2)

Order number: 00 0 335

Supplementary film / hook set

00 0 336 SUPPLEMENTARY FILM / HOOK SET

Note: For mechanical tools in special tool cabinet - Engine: M67

Order number: 00 0 336

Supplementary film / hook set

00 0 337 SUPPLEMENTARY FILM / HOOK SET

Note: For mechanical tools in special tool cabinet - Transmission: F-transmission

Order number: 00 0 337

Supplementary film / hook set

00 0 338 SUPPLEMENTARY FILM / HOOK SET

Note: For mechanical tools in special tool cabinet - Model series: E53

Order number: 00 0 338

Supplementary film / hook set

00 0 339 SUPPLEMENTARY FILM / HOOK SET

Note: For mechanical tools in special tool cabinet - Special tools 24 4 137, 33 3 030, 33 3 040

2006 MINI Cooper S

2007 GENERAL INFORMATION Maintenance and General Information - Special Tools - Cooper

Order number: 00 0 339

Supplementary film / hook set

00 0 341 SUPPLEMENTARY FILM / HOOK SET

Note: For mechanical tools in special tool cabinet - Engine: S54

Order number: 00 0 341

Supplementary film / hook set

00 0 342 SUPPLEMENTARY FILM AND HOOK SET

Note: For mechanical tools in special tool cabinet E65 / M57TU, M67

Order number: 00 0 342

Supplementary film and hook set

00 0 343 FILM AND HOOK SET

Note: For mechanical tools in special tool cabinet E65, N73

Order number: 00 0 343

Film and hook set

00 0 344 FILM AND HOOK SET

Note: For mechanical tools in special tool cabinet R50, W17

Order number: 00 0 344

Film and hook set

00 0 345 FILM AND HOOK SET

Order number: 00 0 345

Film and hook set

00 0 346 FILM AND HOOK SET

Order number: 00 0 346

2006 MINI Cooper S

2007 GENERAL INFORMATION Maintenance and General Information - Special Tools - Cooper

Film and hook set

00 0 347 FILM AND HOOK SET

Order number: 00 0 347

Film and hook set

00 0 348 FILM AND HOOK SET

Order number: 00 0 348

Film and hook set

00 0 352 SUPPLEMENTARY FILMS, HOOK SET FOR MINI

Order number: 00 0 352

Supplementary films, hook set for MINI

00 0 354 FILMS/HOOK SET E90

Order number: 00 0 354

Films/hook set E90

00 0 355 FILMS/HOOK SET

Note: 61 6 100, 61 6 110

Order number: 00 0 355

Films/hook set

00 0 356 FILMS/HOOK SET

Note: 23 0 320

Order number: 00 0 356

Films/hook set

00 0 357 FILMS/HOOK SET

Note: For 33 4 285

2006 MINI Cooper S

2007 GENERAL INFORMATION Maintenance and General Information - Special Tools - Cooper

Order number: 00 0 357

Films/hook set

00 0 358 FILMS/HOOK SET

Order number: 00 0 358

Films/hook set

00 0 359 SUPPLEMENTARY FOILS + HOOKS FOR 24 2 354 & 24 4 166

Order number: 00 0 359

Supplementary foils + hooks for 24 2 354 & 24 4 166

00 0 361 SUPPLEMENTARY FILMS/HOOKS FOR N43, N47

Order number: 00 0 361

Supplementary films/hooks for N43, N47

00 0 415 FILM SET 1 + 2 FOR E87

Order number: 00 0 415

Film set 1 + 2 for E87

00 0 416 FILM SET CABLE CABINET 1 FOR E90

Order number: 00 0 416

Film set cable cabinet 1 for E90

00 0 418 FILM SET CABLE CABINET 2

Order number: 00 0 418

Film set cable cabinet 2

00 0 450 CROSS-MEMBER / SUB-NO.

Note: Reserved for consecutive sub-no. crossmember 00 0 200

SI number: 1 10 02 (907)

Order number: 00 0 450

Cross-member / sub-no.

00 0 490 BRACKET (2 X)

In conjunction with: 00 0 200

Note: For adapting engine bridge 00 0 200 to vehicle.

Series: R56

SI number: 01 23 06 308

Order number: 00 0 490

Bracket (2 x)

Consisting of:

1 = 00 0 491 Basic body

2 = 00 0 492 Section tube

3 = 00 0 493 Bracket

4 = 00 0 494 Knurled nut (2 x)

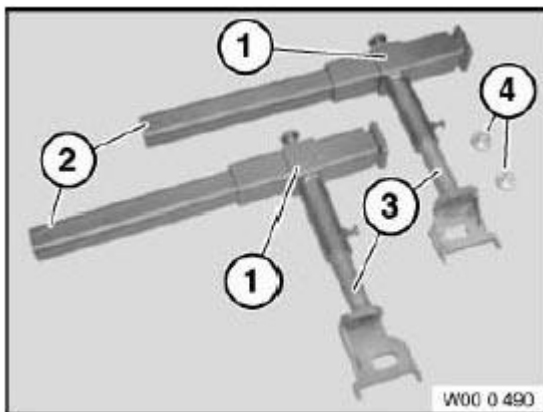


Fig. 32: (00 0 490) Bracket (2 X)

Courtesy of BMW OF NORTH AMERICA, INC.

00 1 000 SPECIAL TOOL CABINET, LENGTH 6 M, COMPLETE CURRENT RANGE OF EQUIPMENT.

2006 MINI Cooper S

2007 GENERAL INFORMATION Maintenance and General Information - Special Tools - Cooper

Note: Range of equipment comprises: - Base frame - Films - Hooks - 5 large special tool boards - 4 small special tool boards Accessories such as storage shelves (00 0 250), drawer blocks (00 0 260) and rear panels (00 0 270) must be ordered separately.

SI number: 1 10 04 (092)

Order number: 00 1 000

Special tool cabinet, length 6 m, complete current range of equipment.



Fig. 33: Special Tool Cabinet, Length 6 M, Complete Current Range Of Equipment (00 1 000)
Courtesy of BMW OF NORTH AMERICA, INC.

00 1 010 SPECIAL TOOL CABINET, LENGTH 4 M AND 2 M, COMPLETE CURRENT RANGE OF EQUIPMENT.

Note: Consisting of tool cabinet 4 m and 2 m. All boards covered with film, hook set and folding index with list. Accessories such as storage shelves (00 0 250), drawer blocks (00 0 260) and rear panels (00 0 270) must be ordered separately.

Order number: 00 1 010

Special tool cabinet, length 4 m and 2 m, complete current range of equipment.

00 1 140 E87 FILM AND HOOK SET

Note: E87

Order number: 00 1 140

E87 film and hook set

Consisting of:

2006 MINI Cooper S

2007 GENERAL INFORMATION Maintenance and General Information - Special Tools - Cooper

1 = 00 1 141 Film sheet

2 = 00 1 142 Hook set

00 1 150 N 52 FILM AND HOOK SET

Note: N52

Order number: 00 1 150

N 52 film and hook set

Consisting of:

1 = 00 1 151 Film sheet

2 = 00 1 152 Hook set

00 1 160 FILM AND HOOK SET FOR S85

Note: (for action tools)

SI number: 1 12 05 (196)

Order number: 00 1 160

Film and hook set for S85

00 1 161 FILM S85

Order number: 00 1 161

Film S85

00 1 162 HOOK SET S85

Order number: 00 1 162

Hook set S85

00 1 170 FILM AND HOOK SET FOR S85

Note: (for store tools)

SI number: 1 12 05 (196)

2006 MINI Cooper S

2007 GENERAL INFORMATION Maintenance and General Information - Special Tools - Cooper

Order number: 00 1 170

Film and hook set for S85

00 1 171 FILM S85

Order number: 00 1 171

Film S85

00 1 172 HOOK SET S85

Order number: 00 1 172

Hook set S85

00 1 300 TOOL CABINET, USA VERSION, COMPLETE

Note: Consisting of: - Tool cabinet 4 m - All boards covered with film, USA version - including hook set - including lighting

Order number: 00 1 300

Tool cabinet, USA version, complete

Consisting of:

1 = 00 1 301 2 m tool cabinet USA basic version

Note: Consisting of: - Tool cabinet 2 m - Large bright-finish board - including lighting

2 = 00 1 302 2 m tool cabinet USA add-on version

Note: Consisting of: - Tool cabinet 2 m - Large bright-finish board - including lighting

00 1 310 TOOL BOARDS, COMPLETE, USA VERSION

Note: Consisting of: - 3 large tool boards, covered with film - including hook set - including wall mounting

Order number: 00 1 310

Tool boards, complete, USA version

00 1 320 FILM SET, COMPLETE, USA VERSION

Order number: 00 1 320

2006 MINI Cooper S

2007 GENERAL INFORMATION Maintenance and General Information - Special Tools - Cooper

Film set, complete, USA version

Consisting of:

1 = 00 1 321 Film no. 1 USA version

2 = 00 1 322 Film no. 2 USA version

3 = 00 1 323 Film no. 3 USA version

4 = 00 1 324 Film no. 4 USA version

5 = 00 1 325 Film no. 5 USA version

6 = 00 1 326 Film no. 6 USA version

7 = 00 1 327 Film no. 7 USA version

8 = 00 1 328 Film no. 8 USA version

9 = 00 1 329 Film no. 9 USA version

00 1 331 FILM NO. 10 USA VERSION

Order number: 00 1 331

Film no. 10 USA version

00 1 332 FILM NO. 11 USA VERSION

Order number: 00 1 332

Film no. 11 USA version

00 1 333 FILM NO. 12 USA VERSION

Order number: 00 1 333

Film no. 12 USA version

00 1 340 HOOK SET, COMPLETE, FOR 00 1 300, USA VERSION

Order number: 00 1 340

Hook set, complete, for 00 1 300, USA version

2006 MINI Cooper S

2007 GENERAL INFORMATION Maintenance and General Information - Special Tools - Cooper

Consisting of:

1 = 00 1 341 Hook set for film no. 1 USA-Version

2 = 00 1 342 Hook set for film no. 2 USA version

3 = 00 1 343 Hook set for film no. 3 USA version

4 = 00 1 344 Hook set for film no. 4 USA version

5 = 00 1 345 Hook set for film no. 5 USA version

6 = 00 1 346 Hook set for film no. 6 USA version

7 = 00 1 347 Hook set for film no. 7 USA version

8 = 00 1 348 Hook set for film no. 8 USA version

9 = 00 1 349 Hook set for film no. 9 USA version

00 1 351 HOOK SET FOR FILM NO. 10 USA VERSION

Order number: 00 1 351

Hook set for film no. 10 USA version

00 1 352 HOOK SET FOR FILM NO. 11 USA VERSION

Order number: 00 1 352

Hook set for film no. 11 USA version

00 2 030 UNIVERSAL HYDRO-LIFTER BASIC UNIT

In conjunction with: 00 2 040, 23 0 040, 23 0 130, 24 0 170, 24 5 300, 25 5 350, 27 1 030, 33 4 420, 51 3 280

Note: Chassis and hydraulic jack - For removing and installing rear axle carriers and transmissions Also for convertible top take-up supports E85 and E64.

Series: E12, E21, E23, E24, E28, E30, E30/C, E30tou, E31, E32, E32/3, E34, E34tou, E36, E36/2, E36/3, E36/5, E36/7, E36/C, E36tou, E38, E38/3, E39, E39PL, E39tou, E46, E46/16, E46/2, E46/3, E46/5, E46/C, E52, E53, E60, E61, E63, E64, E65, E66, E67, E70, E83, E85, E86, E87, E90, E91, E92, E93, R50, R52, R53, R56, RR1, RR2

SI number: 1 05 90 (207)

Order number: 00 2 030

2006 MINI Cooper S

2007 GENERAL INFORMATION Maintenance and General Information - Special Tools - Cooper

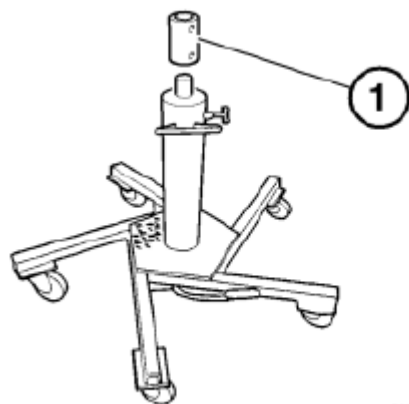
Universal hydro-lifter basic unit

Consisting of:

1 = 00 2 031 Adapter for transmission brackets

Note: Model series: E30, E31, E32, E34, E36

In conjunction with: 23 0 000, 24 0 130



W00 2 030

Fig. 34: Universal Hydro-Lifter Basic Unit (00 2 030)

Courtesy of BMW OF NORTH AMERICA, INC.

00 2 040 BASIC TAKE-UP FIXTURE

In conjunction with: 00 2 030, 33 3 270, 33 3 290, 33 3 300, 33 4 220, 33 4 230

Note: For removing and installing rear axle carriers, without pillar guide and lift hoist.

Series: E31, E32, E32/3, E34, E34tou, E36, E36/2, E36/3, E36/5, E36/7, E36/C, E36tou, E38, E38/3, E39, E39PL, E39tou, E46, E46/16, E46/2, E46/3, E46/5, E46/C, E52, E53, E60, E61, E63, E64, E65, E66, E67, E70, E81, E83, E85, E87, E90, E91, E92, E93, R56, RR1, RR2

Storage location: Single

SI number: 1 05 90 (207)

Order number: 00 2 040

Basic take-up fixture

Consisting of:

1 = 00 2 041 Base frame

2 = 00 2 042 Take-up fixtures, side

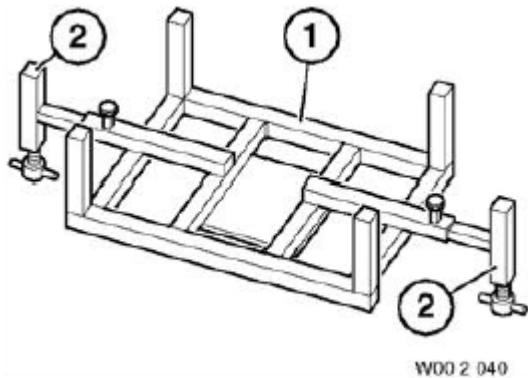


Fig. 35: Basic Take-Up Fixture (00 2 040)
Courtesy of BMW OF NORTH AMERICA, INC.

00 2 050 TORQUE WRENCH, ADJUSTABLE FROM 1 TO 36 NM

Note: For tightening ZF selector units and for adjusting brake bands BW65

Transmission: BW 65

Order number: 00 2 050

Torque wrench, adjustable from 1 to 36 Nm

Consisting of:

1 = 00 2 051 Torque wrench without socket ratchet

2 = 00 2 052 Socket ratchet

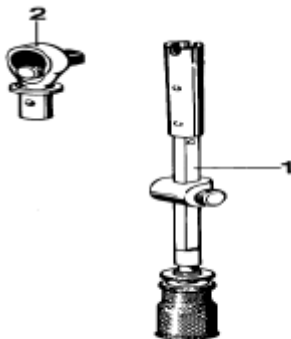


Fig. 36: Torque Wrench, Adjustable From 1 To 36 Nm (00 2 050)
Courtesy of BMW OF NORTH AMERICA, INC.

2006 MINI Cooper S

2007 GENERAL INFORMATION Maintenance and General Information - Special Tools - Cooper

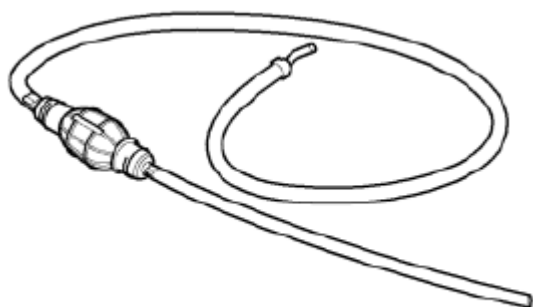
00 2 080 HAND PUMP

Note: For Lifetime oil filling

SI number: 1 01 98(294)

Order number: 00 2 080

Hand pump



W00 2 080

Fig. 37: Hand Pump (00 2 080)

Courtesy of BMW OF NORTH AMERICA, INC.

00 2 210 EXHAUST PIPE CUTTER

Note: For V2a pipe

Series: E12, E21, E23, E24, E28, E30, E30/C, E30tou, E31, E32, E32/3, E34, E34tou, E36, E36/2, E36/3, E36/5, E36/7, E36/C, E36tou, E38, E38/3, E39, E39PL, E39tou, E46, E46/16, E46/2, E46/3, E46/5, E46/C, E52, E53, E60, E61, E63, E64, E65, E66, E67, E68, E70, E81, E83, E85, E86, E87, E90, E91, E92, E93, R50, R52, R53, R56, RR1

Storage location: A9, B9

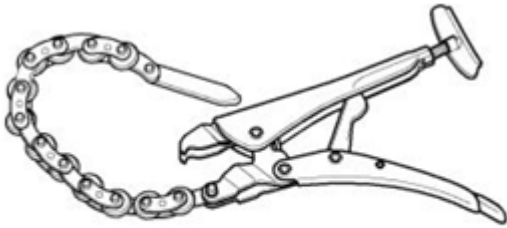
SI number: 1 03 95 (900)

Order number: 00 2 210

Exhaust pipe cutter

Consisting of:

2 = 00 2 212 Chain



W00 2 210

Fig. 38: Conversion Kit (00 0 210)

Courtesy of BMW OF NORTH AMERICA, INC.


00 2 250 SPECIAL PLIERS FOR CABLE RECONDITIONING

Note: With the market introduction of engines (N46, N52 and S85), cable 12 7 420/421 can be used for diagnosis after conditioning

SI number: 02 03 04 (106)

Order number: 00 2 250

Special pliers for cable reconditioning



W00 2 250

Fig. 39: 00 2 250 Special Pliers For Cable Reconditioning

Courtesy of BMW OF NORTH AMERICA, INC.

00 2 261 ADAPTER (2 X)

SI number: 01 22 06 (307)

Order number: 00 2 261

Adapter (2 x)

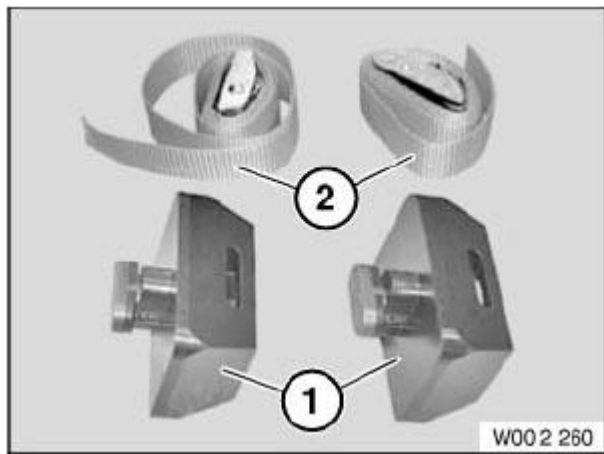


Fig. 40: (00 2 261) Adapter (2 X)

Courtesy of BMW OF NORTH AMERICA, INC.

00 2 262 TENSIONING STRAP (2 X)

SI number: 01 22 06 (307)

Order number: 00 2 262

Tensioning strap (2 x)

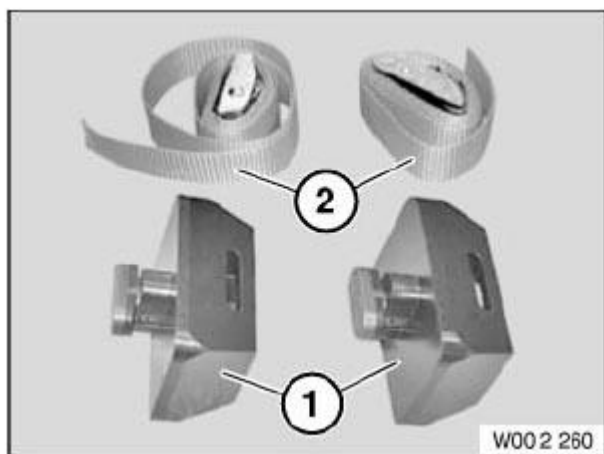


Fig. 41: (00 2 261) Adapter (2 X)

Courtesy of BMW OF NORTH AMERICA, INC.

00 2 270 LOCATING FIXTURE

Minimum set: Mechanical tools

2006 MINI Cooper S

2007 GENERAL INFORMATION Maintenance and General Information - Special Tools - Cooper

Note: For securing front end in installation position.

Series: R56

SI number: 01 23 06 308

Order number: 00 2 270

Locating fixture

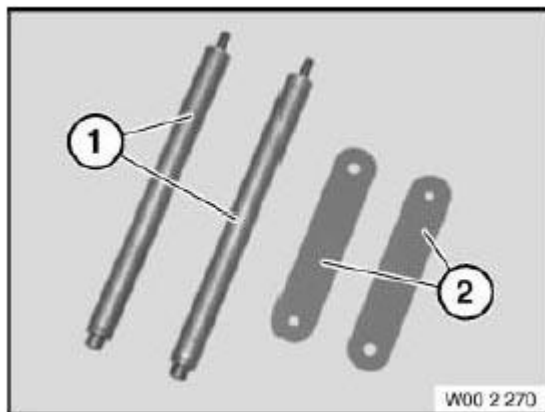


Fig. 42: Locating Fixture (00 2 270)
Courtesy of BMW OF NORTH AMERICA, INC.

00 2 520 TORX SOCKETS E10, E12, E14

Note: Replaced by Torx tool kit

Order number: 00 2 520

Torx sockets E10, E12, E14

Consisting of:

1 = 00 2 521 Torx socket E10

2 = 00 2 522 Torx socket E12

3 = 00 2 523 Torx socket E14

00 2 550 DEPTH GAUGE

Note: E.g. for determining axial play of transmission shaft and basic adjustment dimension for installing bevel pinion in rear differentials

2006 MINI Cooper S

2007 GENERAL INFORMATION Maintenance and General Information - Special Tools - Cooper

Transmission: 240/5, 242/4, 245/5, 245/5Sport, 260/5, 262/4, 265/5, 265/5Sport, 280/5Sport, A4S 200R, A5S 360R, A5S 390R, GS5-39DZ, diff. 188kom, diff. 220kom, diff. 225kom, diff. type G, diff. type K, diff. type M, S5D 200G, S5D 250G, S5D 260Z, S5D 280Z, S5D 310Z, S5D 320Z, S5D 390Z, S6S 420G, S6S 560G

Storage location: A12, B12

Order number: 00 2 550

Depth gauge

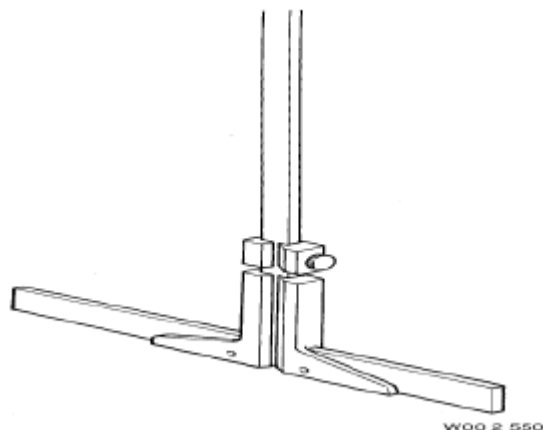


Fig. 43: Depth Gauge (00 2 550)

Courtesy of BMW OF NORTH AMERICA, INC.

00 4 420 CHARGER

Note: Charger for storage batteries in 00 4 400 and 00 4 410. > Input voltage 230 V / 50 Hz > Output voltage 1.65 V > Charge current miniature 4x400 mA > Charge current micro 4x300 mA

SI number: 1 01 05 (172)

Order number: 00 4 420

Charger

2006 MINI Cooper S

2007 GENERAL INFORMATION Maintenance and General Information - Special Tools - Cooper



Fig. 44: Charger (00 4 420)

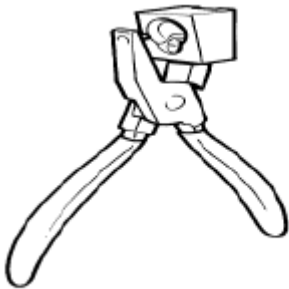
Courtesy of BMW OF NORTH AMERICA, INC.

00 5 030 SPECIAL PLIERS FOR SEAT BELT LIMITER

Note: Replaced by 00 5 040

Order number: 00 5 030

Special pliers for seat belt limiter



W00 5 030

Fig. 45: Special Pliers For Seat Belt Limiter (00 5 030)

Courtesy of BMW OF NORTH AMERICA, INC.

00 5 040 RIVETING TOOL

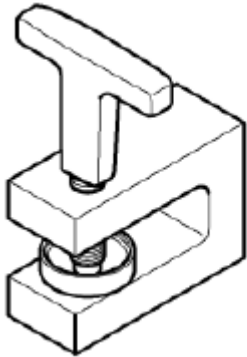
Note: For riveting seat belt limiter

Storage location: C10

SI number: 1 05 95(932)

Order number: 00 5 040

Riveting tool



W 00 5 040

Fig. 46: Riveting Tool (00 5 040)

Courtesy of BMW OF NORTH AMERICA, INC.

00 5 101 FILM 1, BOARD I

SI number: 1 19 06 298

Order number: 00 5 101

Film 1, board I

00 5 102 FILM 2, BOARD I

SI number: 1 19 06 298

Order number: 00 5 102

Film 2, board I

00 5 103 FILM 3, BOARD I

SI number: 1 19 06 298

Order number: 00 5 103

Film 3, board I

0 5 104 FILM 4, BOARD II

SI number: 1 19 06 298

Order number: 00 5 104

2006 MINI Cooper S

2007 GENERAL INFORMATION Maintenance and General Information - Special Tools - Cooper

Film 4, board II

00 5 105 FILM 5, BOARD II

SI number: 1 19 06 298

Order number: 00 5 105

Film 5, board II

00 5 106 FILM 6, BOARD II

SI number: 1 19 06 298

Order number: 00 5 106

Film 6, board II

00 5 107 FILM 7, BOARD II

SI number: 1 19 06 298

Order number: 00 5 107

Film 7, board II

00 5 108 FILM 8, BOARD II

SI number: 1 19 06 298

Order number: 00 5 108

Film 8, board II

00 5 109 FILM 9, BOARD 3

SI number: 1 19 06 298

Order number: 00 5 109

Film 9, board 3

00 5 111 FILM 10 (A/B/C 19/20)

Note: Engine: N54

2006 MINI Cooper S

2007 GENERAL INFORMATION Maintenance and General Information - Special Tools - Cooper

Order number: 00 5 111

Film 10 (A/B/C 19/20)

00 5 112 FILM 11 (A/B/C 21/22)

Note: Model series: E70

Order number: 00 5 112

Film 11 (A/B/C 21/22)

00 5 113 FILM 12 (A/B/C 23/24)

Note: GM6 and RHT

Order number: 00 5 113

Film 12 (A/B/C 23/24)

00 5 211 HOOK SET FOR FILM 10

Note: Engine: N54

Order number: 00 5 211

Hook set for film 10

00 5 212 HOOK SET

Note: Hook set for film 11

Order number: 00 5 212

Hook set

00 5 213 HOOK SET

Note: Hook set for film 12

Order number: 00 5 213

Hook set

00 5 301 FILM

2006 MINI Cooper S

2007 GENERAL INFORMATION Maintenance and General Information - Special Tools - Cooper

Note: R56" N12" N14

Order number: 00 5 301

Film

00 5 302 FILM

Note: R56/W16

Order number: 00 5 302

Film

00 5 351 HOOK SET

Note: R56" N12" N14

Order number: 00 5 351

Hook set

00 5 352 HOOK SET

Note: R56/W16

Order number: 00 5 352

Hook set

00 5 499 SUPPLEMENTARY HOOK SET

Note: for film 1-9

SI number: 1 19 06 298

Order number: 00 5 499

Supplementary hook set

00 5 500 HANDLE FOR DRIFTS

Minimum set: Mechanical tools

In conjunction with: 11 2 030

2006 MINI Cooper S

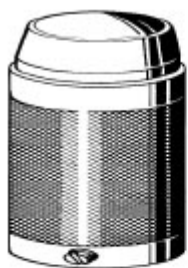
2007 GENERAL INFORMATION Maintenance and General Information - Special Tools - Cooper

Series: E12, E21, E23, E24, E28, E30, E30/C, E30tou, E31, E32, E32/3, E34, E34tou, E36, E36/2, E36/3, E36/5, E36/7, E36/C, E36tou, E38, E38/3, E39, E39PL, E39tou, E46, E46/16, E46/2, E46/3, E46/5, E46/C, E52, E53, E60, E61, E63, E64, E65, E66, E67, E70, E81, E83, E85, E86, E87, E90, E91, E92, E93, R50, R52, R53, R56, RR1, RR2

Storage location: B31

Order number: 00 5 500

Handle for drifts



W00 5 500

Fig. 47: Handle For Drifts (00 5 500)

Courtesy of BMW OF NORTH AMERICA, INC.

00 7 500 UNIVERSAL PULLER KUKKO 17/K

Note: For removing bearing inner race from drive flange at rear wheel bearing

Series: E12, E21, E23, E24, E28, E30, E30/C, E30tou, E31, E32, E32/3, E34, E34tou, E36, E36/2, E36/3, E36/5, E36/7, E36/C, E36tou, E38, E38/3, E39, E39PL, E39tou, E46, E46/16, E46/2, E46/3, E46/5, E46/C, E52, E53, E60, E61, E63, E64, E65, E66, E67, E70, E81, E83, E85, E86, E87, E90, E91, E92, E93, R50, R52, R53, R56, RR1

Order number: 00 7 500

Universal puller Kukko 17/K

Consisting of:

1 = 00 7 501 Pressure spindle with bridge

2 = 00 7 502 Adjusting spindle (2 x) with knurled nuts (4 x)

3 = 00 7 503 Pressure spindle, side

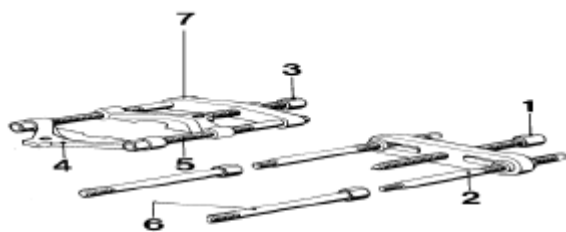
4 = 00 7 504 Adjusting jaws (2 x)

5 = 00 7 505 Adjusting screws (2 x) with nuts

Note: For adjusting jaw (2 x)

6 = 00 7 506 Extension (2 x)

7 = 00 7 507 Bridge



W00 7 500

Fig. 48: Universal Puller Kukko 17/K (00 7 500)
Courtesy of BMW OF NORTH AMERICA, INC.

00 8 600 HOOK SET

Note: For reorganization and mounting of existing special tools on tool boards-NOTE: The following individual tools cannot be ordered in the set!

Series: All models

Order number: 00 8 600

Hook set

Consisting of:

1 = 00 8 601 Hook No. 1

10 = 00 8 612 Hook No. 12

11 = 00 8 613 Hook No. 13

12 = 00 8 614 Hook No. 14

13 = 00 8 615 Hook No. 15

14 = 00 8 616 Hook No. 16

2006 MINI Cooper S

2007 GENERAL INFORMATION Maintenance and General Information - Special Tools - Cooper

15 = 00 8 617 Hook No. 17

16 = 00 8 620 Hook No. 20

17 = 00 8 621 Hook No. 21

18 = 00 8 622 Hook No. 22

19 = 00 8 625 Hook No. 25

2 = 00 8 602 Hook No. 2

20 = 00 8 626 Hook No. 26

21 = 00 8 628 Hook No. 28

22 = 00 8 629 Hook No. 29

23 = 00 8 630 Hook No. 30

3 = 00 8 603 Hook No. 3

4 = 00 8 604 Hook No. 4

5 = 00 8 606 Hook No. 6

6 = 00 8 608 Hook No. 8

7 = 00 8 609 Hook No. 9

8 = 00 8 610 Hook No. 10

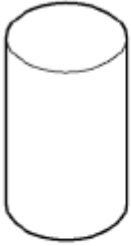
9 = 00 8 611 Hook No. 11

00 8 660 MAGNET

Storage location: Tool cabinet

Order number: 00 8 660

Magnet



W00 8 660

Fig. 49: Magnet (00 8 660)

Courtesy of BMW OF NORTH AMERICA, INC.

00 8 690 WASHERS AND SCREWS

Order number: 00 8 690

Washers and screws

Consisting of:

1 = 00 8 691 Washers, 100 x

2 = 00 8 692 Screws, 100 x

3 = 00 8 693 Screws, 100 x

Note: For USA

4 = 00 8 694 Box 40 mm

5 = 00 8 695 Box 100 mm

6 = 00 8 696 Box 150 mm

00 9 110 CIRCLIP PLIERS

Note: External circlip - With long legs, 90° angle

Series: All models

Order number: 00 9 110

Circlip pliers

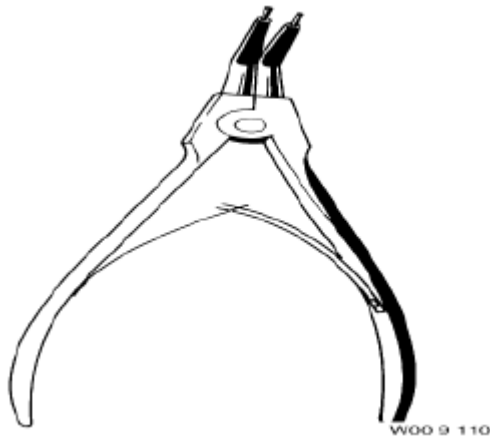


Fig. 50: Circlip Pliers (00 9 110)

Courtesy of BMW OF NORTH AMERICA, INC.

00 9 120 TORQUE ANGLE MEASURING DIAL

Minimum set: Mechanical tools

Note: For torsion angle tightening of cylinder head bolts (all engines) And reinforcement plate front axle carrier E46

Series: E12, E21, E23, E24, E28, E30, E30/C, E30tou, E31, E32, E32/3, E34, E34tou, E36, E36/2, E36/3, E36/5, E36/7, E36/C, E36tou, E38, E38/3, E39, E39PL, E39tou, E46, E46/16, E46/2, E46/3, E46/5, E46/C, E52, E53, E60, E61, E63, E64, E65, E66, E67, E68, E70, E81, E82, E83, E85, E86, E87, E90, E91, E92, E93, R50, R52, R53, R56, RR1, RR2

Storage location: A12

Order number: 00 9 120

Torque angle measuring dial

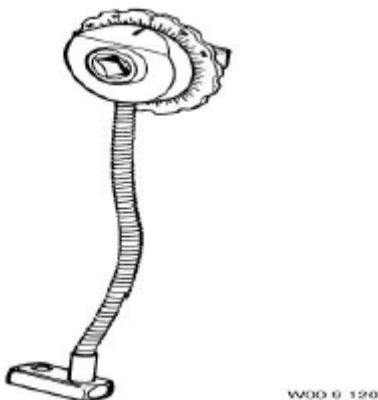


Fig. 51: Torque Angle Measuring Dial (00 9 120)

2006 MINI Cooper S

2007 GENERAL INFORMATION Maintenance and General Information - Special Tools - Cooper

Courtesy of BMW OF NORTH AMERICA, INC.

00 9 290 RIVETING TOOL

Note: Is replaced by 00 2 240!

Series: All models

Order number: 00 9 290

Riveting tool

00 9 310 ASSEMBLY WEDGES (SET IN PLASTIC CASE)

Minimum set: Mechanical tools

Note: For straightening and assembly jobs on vehicle bodies, e.g. fitting trim panels, removing window weatherstrips, repairing small-scale dents, removing residual adhesive materials, measuring gap widths, levering out trim panel parts

Series: E12, E21, E23, E24, E28, E30, E30/C, E30tou, E31, E32, E32/3, E34, E34tou, E36, E36/2, E36/3, E36/5, E36/7, E36/C, E36tou, E38, E38/3, E39, E39PL, E39tou, E46, E46/16, E46/2, E46/3, E46/5, E46/C, E52, E53, E60, E61, E63, E64, E65, E66, E67, E68, E70, E81, E82, E83, E85, E86, E87, E90, E91, E92, E93, R50, R52, R53, R55, R56, RR1, RR2

SI number: 1 25 05 230

Order number: 00 9 310

Assembly wedges (set in plastic case)

Consisting of:

1 = 00 9 311 Trim remover

2 = 00 9 312 Striking wedge, square

3 = 00 9 313 Striking wedge, large

4 = 00 9 314 Adjusting wedges (2 x)

5 = 00 9 315 Gap wedge

6 = 00 9 316 Sealing lip wedge

7 = 00 9 317 Trim panel wedge

2006 MINI Cooper S

2007 GENERAL INFORMATION Maintenance and General Information - Special Tools - Cooper

8 = 00 9 318 Universal wedge

9 = 00 9 319 Striking wedge, small

10 = 00 9 321 Fishbone

11 = 00 9 322 Plastic wedge

12 = 00 9 323 Cleaning wedge (scraper)

13 = 00 9 324 Trim remover (metal plate)

Note: For removing stem trims from E60

14 = 00 9 329 Case with inlay for assembly wedges

In conjunction with: 009310




Fig. 52: (00 9 310) Assembly Wedges (Set In Plastic Case)

Courtesy of BMW OF NORTH AMERICA, INC.

00 9 340 DISASSEMBLY AID (2)

Minimum set: Mechanical tools

Note: For levering out switch block on driver's door.

Series: E12, E21, E23, E24, E28, E30, E30/C, E30tou, E31, E32, E32/3, E34, E34tou, E36, E36/2, E36/3, E36/5, E36/7, E36/C, E36tou, E38, E38/3, E39, E39PL, E39tou, E46, E46/16, E46/2, E46/3, E46/5, E46/C, E52, E53, E60, E61, E63, E64, E65, E66, E67, E68, E70, E81, E82, E83, E85, E86, E87, E90, E91, E92, E93, R50, R52, R53, R55, R56, RR1, RR2

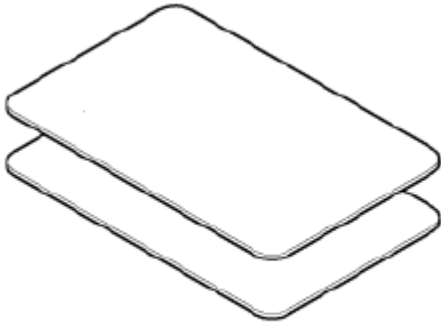
SI number: 1 15 99 (483)

2006 MINI Cooper S

2007 GENERAL INFORMATION Maintenance and General Information - Special Tools - Cooper

Order number: 00 9 340

Disassembly aid (2)



W00 9 340

Fig. 53: (00 9 340) Disassembly Aid (2)
Courtesy of BMW OF NORTH AMERICA, INC.

00 9 450 TORQUE WRENCH

Note: Infinitely adjustable from 0.05 Nm to 0.6 Nm (5 cNm to 60 cNm). 1/4" external square bit connection..

Series: E52, E53, E60, E61, E63, E64, E65, E66, E67, E68, E70, E81, E83, E85, E86, E87, E90, E91, E92, E93, R50, R52, R53, R56, RR1, RR2

SI number: 1 03 07 337

Order number: 00 9 450

Torque wrench



W00 9 450

Fig. 54: Torque Wrench (00 9 450)

2006 MINI Cooper S

2007 GENERAL INFORMATION Maintenance and General Information - Special Tools - Cooper

Courtesy of BMW OF NORTH AMERICA, INC.