

2006 MINI Cooper

2002-06 HVAC Heating And Air Conditioning - Special Tools - Cooper (1.6L) R50/W10 & Cooper S

2002-06 HVAC

Heating And Air Conditioning - Special Tools - Cooper (1.6L) R50/W10 & Cooper S

HEATING & AIR CONDITIONING

64 1 020 RELEASE HOOK

Minimum set: Mechanical tools

Note: For releasing and removing fresh air grille. For removing various trims.

Series: E36, E36/2, E36/3, E36/5, E36/7, E36/C, E36tou, E38, E38/3, E39, E39PL, E39tou, E46, E46/16, E46/2, E46/3, E46/5, E46/C, E52, E53, E60, E61, E63, E64, E65, E66, E67, E83, E85, E87, R50, R52, R53, RR1.

Storage location: C33.

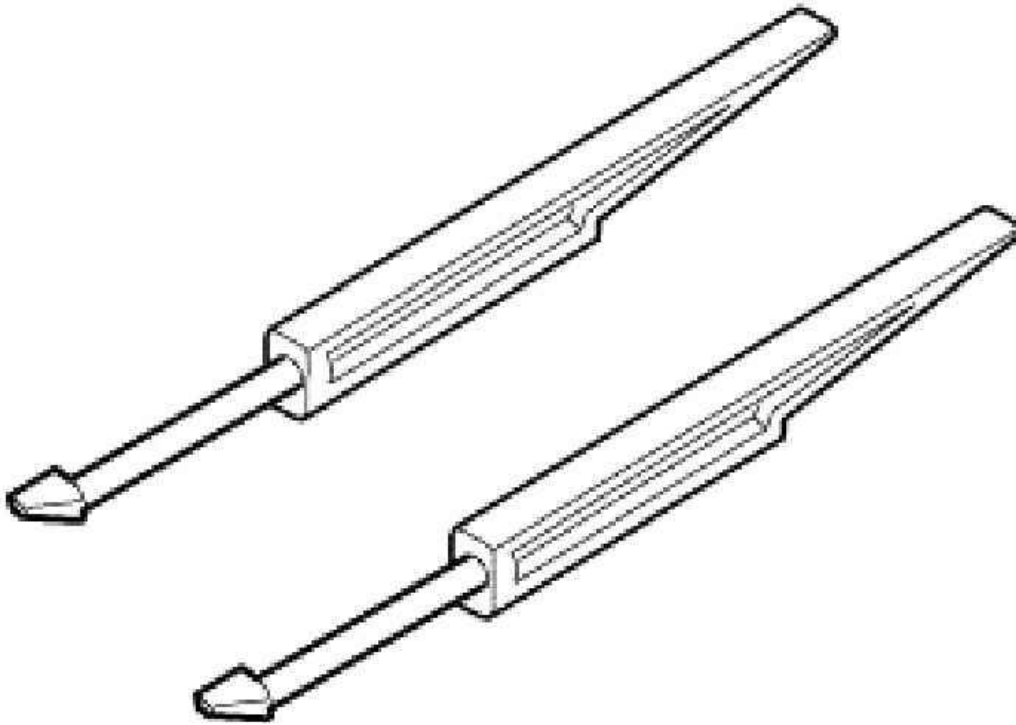
SI number: 1 15 99 (483).

Order number: **64 1 020**.

Release hook.

2006 MINI Cooper

2002-06 HVAC Heating And Air Conditioning - Special Tools - Cooper (1.6L) R50/W10 & Cooper S



G03309632

Fig. 1: Identifying Special Tool 64 1 020 Release Hook
Courtesy of BMW OF NORTH AMERICA, INC.

64 1 251 SPRAY LANCE, RHD VEHICLES

In conjunction with: Guide 64 1 252.

Note: from spray apparatus set 64 1 250 (RHD vehicles).


SI number: 1 26 03 (044).

Order number: **64 1 251**.

Spray lance, RHD vehicles.

2006 MINI Cooper

2002-06 HVAC Heating And Air Conditioning - Special Tools - Cooper (1.6L) R50/W10 & Cooper S



G03309633

Fig. 2: Identifying Special Tool 64 1 251 Spray Lance, RHD Vehicles
Courtesy of BMW OF NORTH AMERICA, INC.

64 1 252 GUIDE

In conjunction with: Lance **64 1 251**.

Note: Guide from spray apparatus set 64 1 250.


SI number: 1 26 03 (044).

Order number: 64 1 252.

Guide.

2006 MINI Cooper

2002-06 HVAC Heating And Air Conditioning - Special Tools - Cooper (1.6L) R50/W10 & Cooper S



G03309634

Fig. 3: Identifying Special Tool 64 1 252 Guide
Courtesy of BMW OF NORTH AMERICA, INC.

64 1 491 SPRAY LANCE (LHD VEHICLES)


In conjunction with: Guide 64 1 492.

Order number: **64 1 491**.

Spray lance (LHD vehicles).

2006 MINI Cooper

2002-06 HVAC Heating And Air Conditioning - Special Tools - Cooper (1.6L) R50/W10 & Cooper S



G03309635

Fig. 4: Identifying Special Tool 64 1 491 Spray Lance (LHD Vehicles)
Courtesy of BMW OF NORTH AMERICA, INC.

64 1 492 GUIDE FOR SPRAY LANCE (LHD VEHICLES)


In conjunction with: Spray lance **64 1 491** for evaporator cleaning.

Order number: 64 1 492.

Guide for spray lance (LHD vehicles).

2006 MINI Cooper

2002-06 HVAC Heating And Air Conditioning - Special Tools - Cooper (1.6L) R50/W10 & Cooper S



G03309636

Fig. 5: Identifying Special Tool 64 1 492 Guide For Spray Lance (LHD Vehicles)
Courtesy of BMW OF NORTH AMERICA, INC.

64 9 100 V-ADAPTER LEAD, 2-PIN

Minimum set: Measuring and testing equipment

Note: For troubleshooting at cooling system/E fan control.

Engine: W10, W11.

Storage location: Q211.

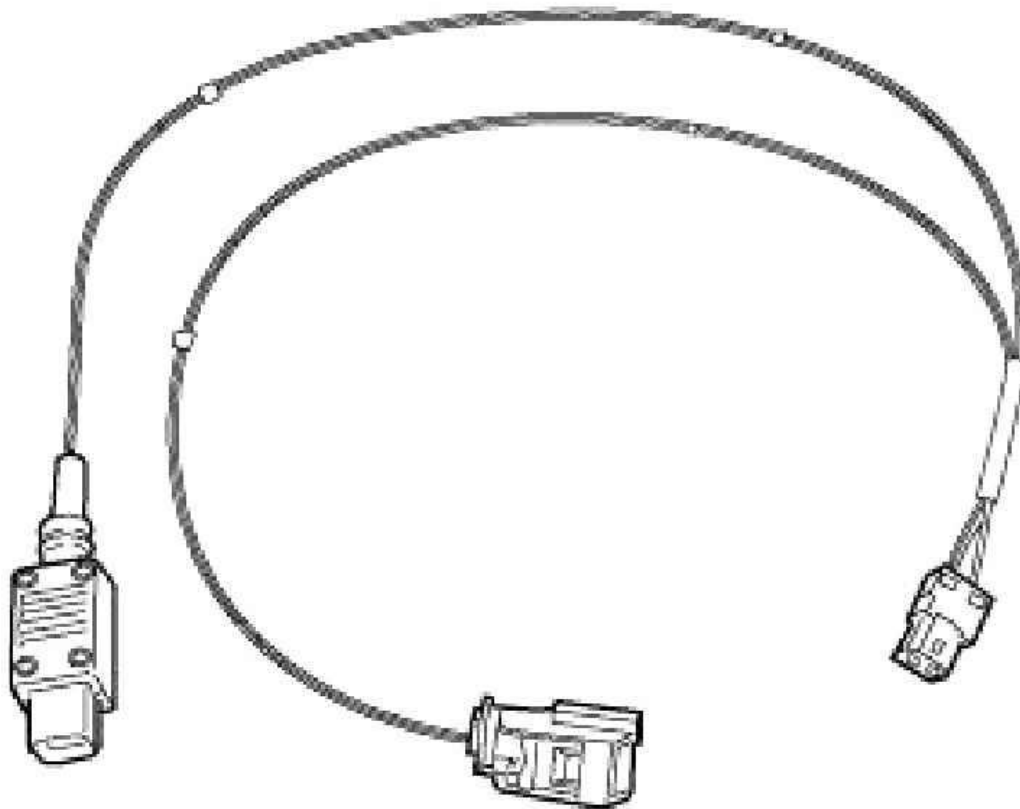
SI number: 2 04 01 (710).

Order number: **64 9 100**

V-adapter lead, 2-pin.

2006 MINI Cooper

2002-06 HVAC Heating And Air Conditioning - Special Tools - Cooper (1.6L) R50/W10 & Cooper S



G03309637

Fig. 6: Identifying Special Tool 64 9 100 V-Adapter Lead, 2-Pin
Courtesy of BMW OF NORTH AMERICA, INC.